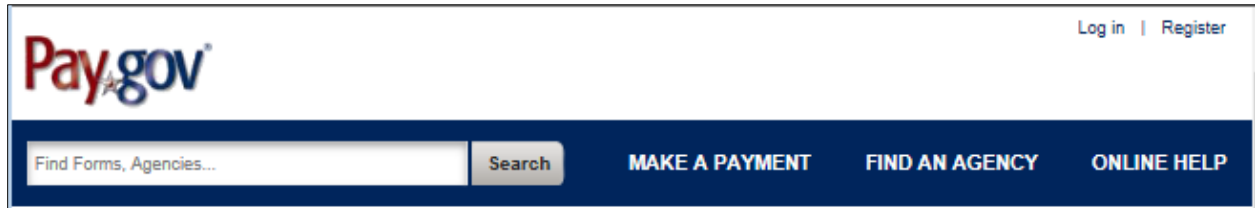


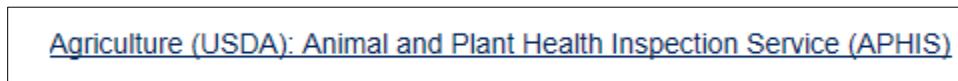
USDA APHIS Instructions for NSHS Application Fee Payment Online at Pay.gov

STEP 1: Go to www.pay.gov

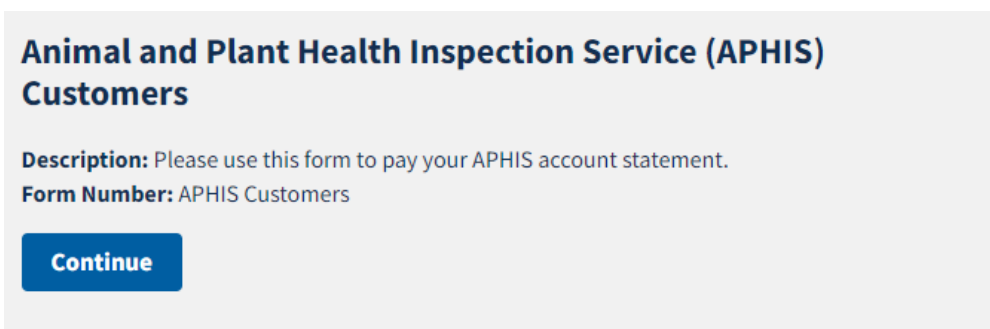
STEP 2: Click on “FIND AN AGENCY”



STEP 3: Click on “Agriculture (USDA): Animal and Plant Health Inspection Service (APHIS)”



STEP 4: Under Animal and Plant Health Inspection Service (APHIS) Customers, click on “Continue to the Form”



STEP 5: Click on “Continue to the Form”

Animal and Plant Health Inspection Service (APHIS) Customers

1 — 2 — 3 — 4 — 5

Before You Begin Complete Agency Form Enter Payment Info Review & Submit Confirmation

About this form
Please use this form to pay your APHIS account statement.

Accepted Payment Methods:

- Bank account (ACH)
- Amazon account
- PayPal account
- Debit or credit card

[Cancel](#)

STEP 6: Fill out the Required Fields (with asterisk).

At the bottom of the form, you will see a question for “Service Provided By”, click on the Drop Down Box to get the menu and choose the Program for which you are paying, in this case “**COD Payments**”. In the field for “Email address”, provide the Point of Contact’s email address.

**Required Field*

*Customer Name:

*Street Address:

Street Address 2:

*City:

*Country:

Zip/Postal Code:

Email Address:

*Point of Contact First Name:

Point of Contact Middle Initial:

*Point of Contact Last Name:

*Point of Contact Phone Number: Ext:

Please notate a Payment Reference for each individual debt you wish to pay. You may pay up to five Accounts or Bills

*Service Provided by:

STEP 7: Enter your Payment/Short Hand Code Element(s) and Amount(s).

ShortHand Code (SHC) for Fiscal year 2022 (FY22) is:

22XXPQPH1424PQMSFMSFENSUSDA

If this code is not entered correctly, the payment will not post into your account. This code changes every Fiscal Year (FY). A Federal (FY) starts on October 1 and ends on September 30. For example, Federal FY22 runs from October 1, 2021 through September 30, 2022 and FY23 begins on October 1, 2022 and runs through September 30, 2023. Please check with your contact to verify the current code.

Click on "Continue".

Please note a Payment Reference for each individual debt you wish to pay. You may pay up to five Accounts or Bills

Service Provided by *

COD Payments

Count	ShortHand Code(SHC)/BOC *	Payment Amount (U.S. Dollars) *
#1	<input type="text"/>	<input type="text"/>

+ Add Another

Total Amount Calculated *

\$0.00

Please note: For Assistance or to submit an address change, please email: abshelpline@aphis.usda.gov

Continue View PDF

STEP 8: Choose the type of payment method you would like to use and click on “Next”

Animal and Plant Health Inspection Service (APHIS) Customers

Progress: 1. Before You Begin (✓) 2. Complete Agency Form (✓) 3. Enter Payment Info (3) 4. Review & Submit 5. Confirmation

Payment Information

Payment Amount \$400.00

*** I want to pay with my**

- Bank account (ACH)
- Amazon account
- PayPal account
- Debit or credit card

[Previous](#) [Return to Form](#) [Cancel](#) [Next](#)

STEP 9: Enter all the required payment information for the payment method chosen and click on “Review and Submit Payment”.

If you select **Bank Account (ACH)**, you will need to enter your Routing and Account number (can be found on the bottom of your bank check).

If you select **PayPal**, you will be directed to your PayPal log in and asked to process payment there. Once submitted, you will be directed back to the Pay.gov site.

Please provide the payment information below. Required fields are marked with *


* Payment Amount
\$1.00

* Payment Date (mm/dd/yyyy)
[Empty field]

[Earliest Payment Date](#) [Choose Payment Date](#)

* Account Holder Name
t

* Select Account Type
Select ...


routing and transit #, checking account #, check #, routing and transit #, check #, routing and transit #, checking account #

* Routing Number

* Account Number

* Confirm Account Number

Service 1
f, 1.00

Service 2

Service 3

Service 4

Service 5

[Cancel](#)

STEP 10: Review the payment information. If all information is correct, put a check in the box next to the authorizing statement and click on “Submit Payment”.

Email address for confirmation will pre-fill with the Point of Contact’s email address you indicated at the beginning of the process.

Please put in the following email address into the **CC box** to ensure your payment is marked as received by USDA APHIS.

Sarika.s.Negi@usda.gov

Animal and Plant Health Inspection Service (APHIS) Customers



Please review the payment information below. Required fields are marked with an *

Payment Information

Payment Type: PayPal account

Payment Amount \$1.00

Service_1: test1, 1.00

Service_2:

Service_3:

Service_4:

Service_5:

* Email Address:

jana.robb@usda.gov

* Confirm Email Address:

jana.robb@usda.gov

CC:

[Redacted CC field]

You may enter multiple email addresses in this field. Separate email addresses with a comma.

* I authorize this PayPal payment in the above amount in accordance with my PayPal agreement.

[Previous](#)

[Return to Form](#)

[Cancel](#)

[Submit Payment](#)

STEP 11: Either print or save a copy of the payment confirmation for your records. This payment confirmation will be emailed to each email address submitted with the payment as well.